
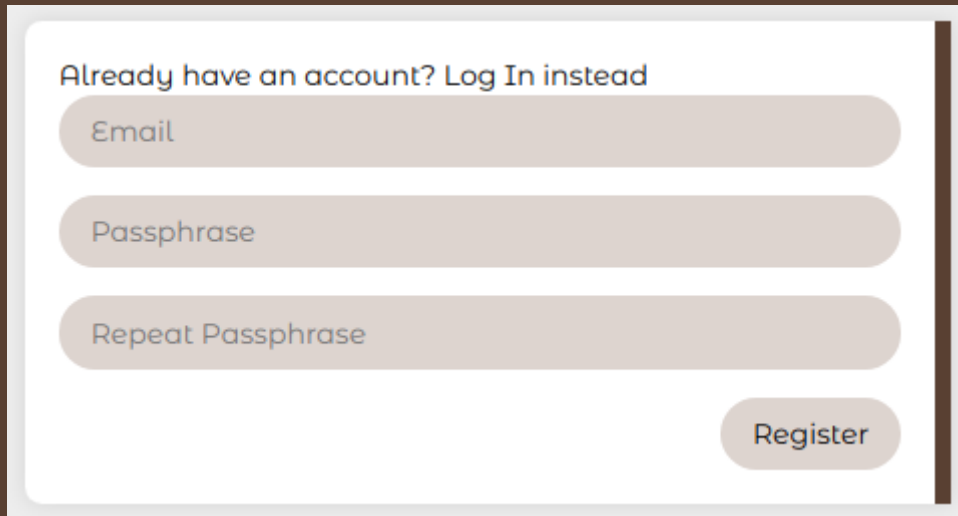
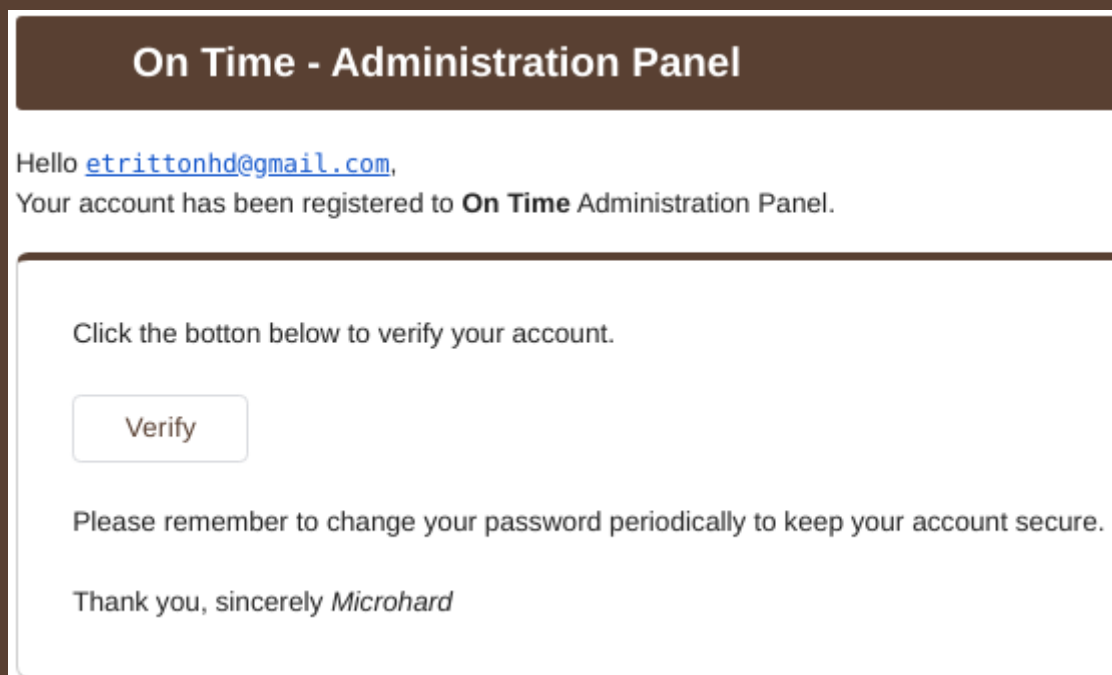


To begin, we will start clicking on *Register* , then we will be redirected to the registration page where we have to enter our email address and our new password on the top right form

A registration form with a light gray background and rounded corners. At the top, it says "Already have an account? Log In instead". Below this are three input fields: "Email", "Passphrase", and "Repeat Passphrase". Each field has a light gray placeholder text. To the right of the "Repeat Passphrase" field is a "Register" button with a light gray background and rounded corners.

When prompted, you will have to activate your account through your email address. By pressing the *Verify* button.

A screenshot of an email from "On Time - Administration Panel". The header is "On Time - Administration Panel". The body of the email says "Hello [etrittonhd@gmail.com](mailto:etrittonhd@gmail.com),  
Your account has been registered to **On Time** Administration Panel."  
Below this is a section with the text "Click the botton below to verify your account." and a "Verify" button. Below the button is the text "Please remember to change your password periodically to keep your account secure." and "Thank you, sincerely *Microhard*".

**On Time - Administration Panel**

Hello [etrittonhd@gmail.com](mailto:etrittonhd@gmail.com),  
Your account has been registered to **On Time** Administration Panel.

Click the botton below to verify your account.

Verify

Please remember to change your password periodically to keep your account secure.

Thank you, sincerely *Microhard*

And you will be sent to the administration panel when you log in, where you have a lot of different options on what to administer.